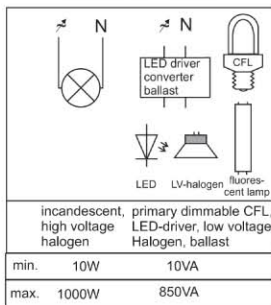



TECHNICAL DATA

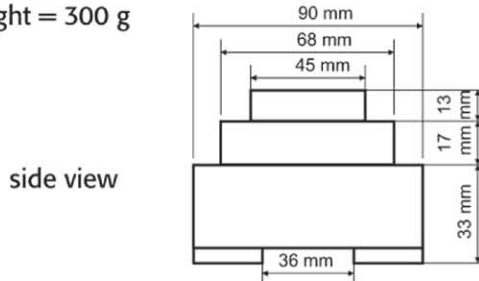
Power Supply	Load resistive / capacitive	Max. Inrush Current	Fuse	IP Rating	Ambient Temperature	Connection Mains
230 V / 50 Hz	max. 1000 W / 850 VA min. 10 W / 10 VA	50 A softstart	F6.3 AH	IP20	0 - 40°C (Indoor)	0.5 - 4 mm ² AWG 20 - 10
Power supply for external sensors Ub	Control Input + / -	Max. Sink Current	Adjustable Minimum	Insulation	Connection Control Input	
18 V / 8 mA suitable for ecos PM/24V, LS3	1-10V (< 0.7 V = off) max. wire length 100 m	0.5 mA	0-40%	4 kV	0.5 - 2.5 mm ² AWG 20 - 13	

FUNCTION



DIMENSIONS/MOUNTING

Mounting on DIN Rails 35mm EN60715
Width 6 TE = 105 mm
Weight = 300 g



Connecting inductive loads will destroy the dimmer!

Flicker can occur when the load is smaller than the rated minimum load (10W). This depends on the control gear of the load.

This dimmer features a built-in thermal overload protection. When triggered, this will gradually reduce the output to the load until normal operating parameters are reached again.

Only for installation into suitable subdistributions or installations boxes.

Installation by qualified Electricians only. Wrong wiring can destroy the dimmer.